

HHOS Australia

Nepal Village Health Improvement Program

School Sanitation Improvement Program

At

Shree Saraswoti Basic School, Lapse – Langarche

&

Shreee Pancha Kanya Basic School, Chamkhu, Jyamire - Melamchi

In Partnership with HELP Nepal

Plumbing work done by International Plumbers

Photo Report –

Work Date: 19 to 28 May 2019.

Report Prepared by:

Bishnu Shrestha

HHOS – Australia – Nepal Manager



Checking all the plumbing materials at Hardware shop, Melamchi to take to Saraswoti and Panchakany basic school.





PVC outlet pipe setting to CYPHON of the Asian style toilet pan.



Setting of the Asian Style toilet pan at Saraswoti Basic School, Lapse.



Setting of the toilet pan



Checking of floor level down fall to toilet pan



Hand washing waste pipe line fitting at Saraswoti Basic School, Lapse.



Hand washing area drain pipe work...



Setting up of toilet drainage



Toilet drainage with Inspection Opening and Vent Pipe placement setting at Saraswoti School.



Drainage line from toilet and hand washing taps taken into the septic tank.








The water work – Taps for drinking water and hand washing at Saraswoti School, Lapse.



Soakage trench marking for soil excavation



Soakage trench pipe preparation



Soil excavated Soakage trench



Soakage trench filled with gravel
at bottom of the trench.



The Soakage trench pipe wrapped with
cement bags laid into the trench.



The Soakage trench pipe covered with gravel.



The Soakage trench was covered by soil as the
top layer of the trench.



Two water tank of 1000lit each were installed at the roof top of the new school building.



Checking the damaged water supply into the school from village water line connection.



The damaged water line was reconnected.



The poly pipe water line was taken to the school beside the road to the school.



The water line into the tank and from tank to the hand washing and to the toilets.



Water line and tap placed inside the toilet.



The plumbing work for the toilet and hand washing completed at Saraswoti Basic School on 23rd May 2019.

Plumbing work at Panchakanya Basic School.



The toilet pan placed and taps for the toilets were installed at Panchakanya Basic School.



The drainage work for hand washing



The taps installed for the hand washing and drinking



The drainage work at Panchakanya Basic School, Chamkhu, Jyamire.





Drainage from hand washing taken to septic system.



Y- Tee Junction drainage connection for toilet and hand washing




Y- Tee Junction drainage connection of toilet and hand washing joined in to the septic tank.



The drainage work – connections from septic tank to Soakage trench.



Perforating Soakage trench pipe



Perforated Soakage trench pipe



Cement bags wrapping on to Perforated
Soakage trench pipe



Soakage trench pipe laid and covering
with gravel




The studio team assisting in covering the soakage trench pipe at panchakanya school



Soakage trench at Panchakanya School.



Water tank of 2000lit capacity installed at Panchakanya School.



Water line to toilet and hand washing



Water line work from tank to toilet area.



Making GI connections.



A temporary toilet made for the team



A temporary shower made for the team

Our sincere thanks to Mr. Lila Bdr Tamang, Chairman- School management committee and all involved for the support in making temporary toilet and shower rooms.



An farewell and Group photo at Panchakanya School

Recommendation and Plan

Plan of Bishnu Shrestha:

1. Advice render and hard render work.
2. Advice on floor finishing
3. Inspection of the render and floor work.